

LUXURY *Built-In*



Unmatched inclusions
as standard!



bridgewater



Terms and conditions apply

Everything inside this brochure
is all included*, *even cooling!*

Prefer refrigerator add-on cooling
instead of included evaporative?

Single \$2,999²

Double \$6,999²

Victoria's award-winning *home builder*

Of quality affordable homes across Melbourne, West, North, Geelong and Gippsland region.

Working with customers from the initial stages of their planning process all the way through to move-in day.

Our award-winning team will design, build and fully construct your dream home for you. We strive to make your experience with us as stress-free as possible so that you can enjoy every step of the building journey.

Browse through our selection of house and land packages – designed to fit a variety of lifestyles, needs and budgets. Whether you're looking for something contemporary or more traditional in style, we have a lot for you.

Turn your property into the home of your dreams without having to move to a new location. This is an excellent option for those looking to build their dream home in the area they have grown to love. With specialists in the Knock Down Rebuild market in-house for you to talk to.

See inside for our unmatched inclusions as standard, everyday.



HIA Winners 2018 - 2022



Unmatched inclusions *everyday!*

External

- ☐ ☒ Choice of 22 Architectural Facades
- ☐ ☒ Up to a H1 Slab Design
- ☐ ☒ A roof made from COLORBOND® steel
- ☐ ☒ Remote controlled sectional Garage door
- ☐ ☒ Aluminium awning windows to facade
- ☐ ☒ Window locks throughout
- ☐ ☒ Flyscreens to all openable windows
- ☐ ☒ 6 Star Energy Rating to any orientation on standard plan
- ☐ ☒ Solar hot water service with continuous gas booster

Ensuite/Bathroom

- ☐ ☒ 20mm reconstituted stone to benchtops, including Powder Room (house specific)
- ☐ ☒ Up to a 1700mm vanity to Ensuite (house specific)
- ☐ ☒ Architecturally inspired vanities
- ☐ ☒ Soft-closing cabinetry
- ☐ ☒ 100 melamine choices
- ☐ ☒ 900mm high mirror to width of vanities
- ☐ ☒ 2000mm high semi framed shower screens
- ☐ ☒ Up to 1500mm tiled shower base to Ensuite (house specific)
- ☐ ☒ Tiled shower niche to Ensuite
- ☐ ☒ Shower rails
- ☐ ☒ Contemporary styled toilet pans with soft close seat

Laundry

- ☐ ☒ 20mm reconstituted stone benchtop
- ☐ ☒ 900mm wide cabinetry
- ☐ ☒ Soft-closing cabinetry
- ☐ ☒ Inset 45litre trough
- ☐ ☒ Designer chrome mixer

Living

- ☐ ☒ Evaporative cooling
- ☐ ☒ Ducted heating
- ☐ ☒ 2590mm ceilings to Ground Floor
- ☐ ☒ Downlights to Entry, Kitchen, Meals & Family
- ☐ ☒ Tiles or Laminate flooring to Entry, Entry Hallway, Kitchen, Pantry, Meals & Family (category 1). Carpet to remaining areas (category 1)
- ☐ ☒ Taubmans Pure Performance matte finish 3-coat paint system
- ☐ ☒ 2040 Flush panel doors
- ☐ ☒ Choice of metal lever door furniture

Kitchen

- ☐ ☒ Stainless steel dishwasher
- ☐ ☒ Stainless steel Technika 900mm freestanding oven
- ☐ ☒ Stainless steel Technika 900mm Canopy Rangehood
- ☐ ☒ Overhead cupboards with plaster bulkhead above Kitchen
- ☐ ☒ Capped water point to fridge space
- ☐ ☒ 20mm reconstituted stone to benchtops
- ☐ ☒ Set of three pot drawers (house specific)
- ☐ ☒ Soft-closing cabinetry doors and drawers
- ☐ ☒ Gooseneck sink mixer

Brivis refrigerator
add-on cooling
in lieu of evaporative?

for Single \$2,999²
Double \$6,999²

The street *appeal*



External

Environment:

- 6 Star Energy Rating to any orientation
- Solar hot water service with continuous gas booster

Windows + Garage:

- Remote controlled sectional garage door
- Aluminium awning windows to facade
- Window locks throughout
- Flyscreens to all openable windows

Finishes:

- Choice of 22 Architectural facades
- A roof made from COLORBOND® steel

Out of Sight:

- Up to a H1 Slab Design

The heart of *the home*


Appliances:

- Stainless steel dishwasher
- Stainless steel Technika 900mm freestanding oven
- Stainless steel Technika 900mm Canopy Rangehood

Finishes:

- Overhead cupboards with plaster bulkhead above Kitchen
- Capped waterpoint to fridge
- 20mm reconstituted stone to benchtops
- Set of three pot drawers (house specific)
- Soft-closing drawers and cabinetry
- Gooseneck sink mixer

Kitchen





The bells and *whistles*

Laundry

Finishes:

- 20mm reconstituted stone benchtop
- 900mm wide cabinetry
- Soft-closing cabinetry
- Inset 45litre trough
- Designer chrome mixer



Living

Finishes:

- Evaporative cooling
- Ducted heating
- 2590mm ceilings to ground floor
- Downlights to Entry, Kitchen, Meals & Family
- Tiles or Laminate flooring to Entry, Entry Hallway, Kitchen, Pantry, Meals & Family (category 1). Carpet to remaining areas (category 1)
- Taubmans Pure Performance matte finish 3-coat paint system

Doors, Robes + Windows:

- 2040 Flush panel doors
- Choice of metal lever door furniture

More than just a *splash*



Finishes:

- 20mm reconstituted stone to benchtops, including Powder Room (house specific)
- Soft-closing cabinetry
- 100 melamine choices
- 900mm high mirror to width of vanities
- 2000mm high semi framed shower screens
- Up to 1500mm tiled shower bases to Ensuite (house specific)
- Tiled shower niche to Ensuite

Sanitary + Tapware:

- Up to 1700mm vanity to Ensuite (house specific)
- Architecturally inspired vanities
- Shower rails
- Contemporary styled toilet pans with soft close seat

Sales Journey



Your Action




Our Action





Reminder

1 1 on 1 Consultation

Whether you enquire online or walk into one of our display homes our Consultants will be ready to help guide you through the first stage of your journey. Whether you have already found your ideal block of land, or need assistance securing land that's right for you, your consultant is ready to help.


 Your New Home Consultant will go over your land, budget, design brief and find out what inclusions are important to you in your new home.


 You will need to secure your land and provide your New Home Consultant with the land contract and a plan of subdivision. Seek financial advice and budget if you haven't already done so.

 If you do not already have land, your New Home Consultant can help source a House & Land Package in your desired estate utilising our relationships with land partners to ensure the most suitable block is found.

2 Design Consultation


At this appointment, your New Home Consultant will walk you through a display home, demonstrating the standard inclusions and optional upgrades. They will then help you personalise your ideal home with our range of design options including façade selection, floorplan layouts and product options and discuss further requirements that you may have.


 Present a preliminary estimate based on the selections of your chosen home with any options, along with the preliminary site plan on your chosen block of land. Your New Home Consultant will also discuss any developer/council and planning requirements. A finance consultant will contact you and provide you with your financial assessment.

 Please make note, that if you are building within an estate, the Developer may request certain criteria like specific building materials or colours which will need to be incorporated in your new home.

3 Signing Paperwork


Once you have finalised your new home selection and purchased your block of land, your Consultant will present your final preliminary estimate for signing along with plans and any other documentation to be signed and submitted to Head Office. This will ensure you secure the current base price and promotion.


 It is at this stage that a non-refundable \$1,500 deposit is required.

 Your New Home Consultant presents to you;

- Site plan
- Standard working drawings including electrical plan
- Display option list
- Standard inclusions list
- myHAVEN Selection Studio guide

 Pay a \$1,500 non-refundable deposit, sign relevant paperwork, and provide us with preapproval or comfort finance assessment letter and a signed copy of your land contract.

 Fairhaven head office will conduct a preliminary building permit check and a developer requirement confirmation, thus enabling your paperwork to progress through to contract preparation.

 Please make sure you are entirely happy with your chosen design and façade. From this point there are no further structural changes permitted to be made. If a structural change is permitted after this point it will incur a re-design fee.

► Pre-Site Process

► Construction Process

Display Homes

Come to any of our display home locations and get the look and feel of your dream home with our award-winning designs. We offer 3-5+ bedrooms and 1-2 storey floor plans in the West, North, South East, Gippsland and Geelong region.

SOUTH EAST DISPLAYS

Canopy Estate
26 Snead Boulevard, Cranbourne, 3977
Riverview 266 (Sierra) | Lonsdale 409 (Canopy)

Ferntree Ridge Estate
29 Illawarra Blvd, Drouin, 3818
Clovelly 22 (Resort)

Kaduna Park Estate
24 Clements Street, Officer South 3809
Riverview 219 (Sierra) | Tahlee 285 (Ravine)

Meridian Estate
6 Kunlun Crescent, Clyde North, 3978
Merimbula 239 (Range) | Tathra 363 (Greyson)

Minta Estate
220 Soldiers Road, Berwick, 3806
Byron 244 (Haven) | Tathra 350 (Holbrook) | Shoreham 425 (McKinley)

Orana Estate
18 Baroda Ave, Clyde North, 3978
Brooklyn 278 (Providence) | Ballina 250 (Canyon) | Newport 361 (Latrobe) | Villa 211 (Valley) | Cosmo 166 (Cove)

Waterford Rise Estate
12 Longview Road, Warragul, 3820
Ballina 250 (Pier) | Shoal 265 (Providence)

GEELONG DISPLAYS

Armstrong Estate
227 Sovereign Drive, Mt Duneed 3217
Clovelly 225 (Resort) | Brooklyn 278 (Sierra)

Coridale Estate
22 Coridale Boulevard, Lara 3212
Merimbula 239 (Pier) | Shoal 265 (Haven)

WEST DISPLAYS

Alamora Estate
5 Isola Mews, Tarneit, 3029
Clovelly 22 (Peak) | Tathra 30 (Summit)

Aspire Estate
101 Beattys Road, Fraser Rise, 3336
Tahlee 285 (Haven) | Tathra 350 (Holbrook)

NORTH DISPLAYS

Peppercorn Hill Estate
9 Adelaide Circuit, Donnybrook
Harwood 25 (Ravine) | Riverview 26 (Canyon)



Scan the QR Code
to view display map

 Award Winning Home Design



Start the
journey home!



Fairhaven



12 Wheeler St, Berwick VIC 3806 | 1800 324 742 | info@fairhavenhomes.com.au | CDB-U 48497

Images are indicative only and do not represent promotional items.

Terms and conditions apply. For full terms and conditions go to: fairhavenhomes.com.au/promotion-terms-and-conditions/